




Council of European National
Top-Level Domain Registries



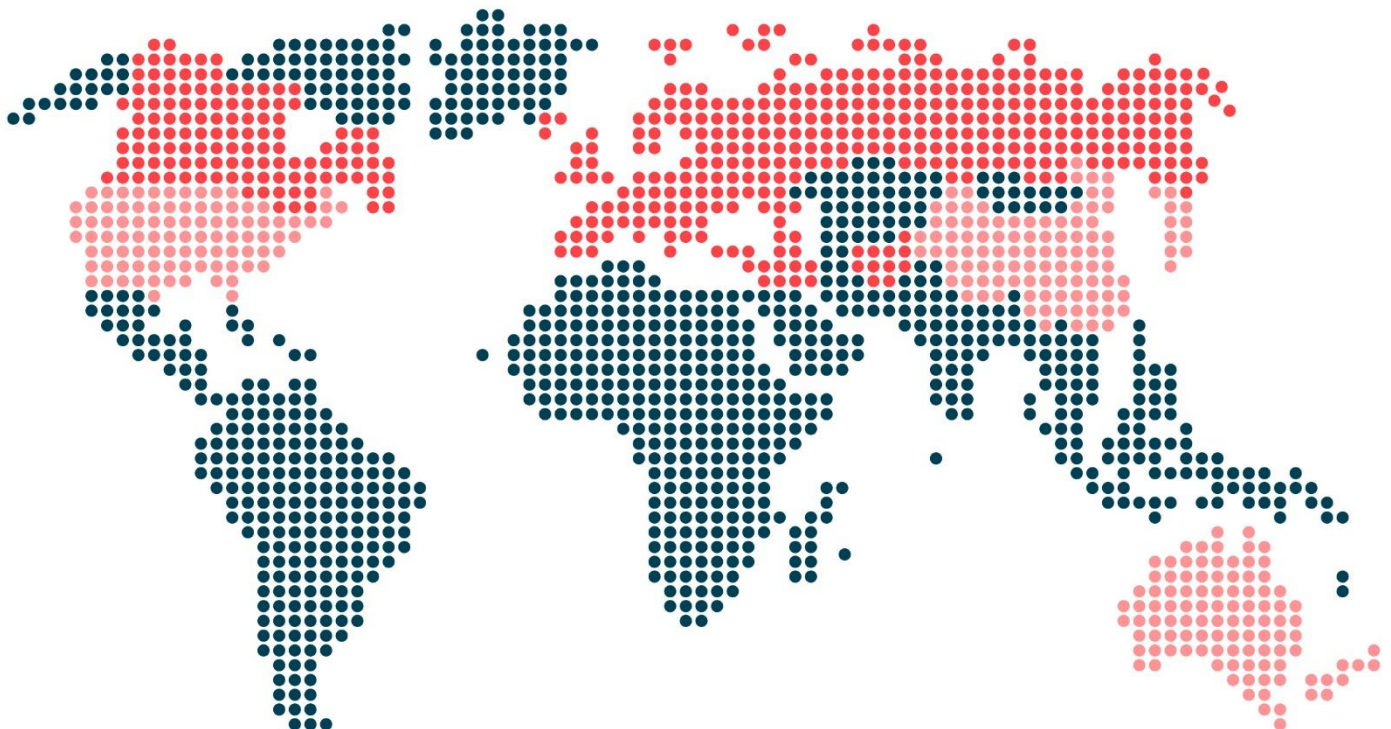
DomainWire Global TLD Stat Report is CENTR's quarterly publication covering status and trends in global top-level domains with a focus on European ccTLDs (country code top-level domains).

CENTR is the association of European country code top-level domain (ccTLD) registries, such as .de for Germany or .si for Slovenia. CENTR currently counts 54 full and 9 associate members – together, they are responsible for over 80% of all registered domain names worldwide. The objectives of CENTR are to promote and participate in the development of high standards and best practices among ccTLD registries.

DomainWire

TLD Market Report

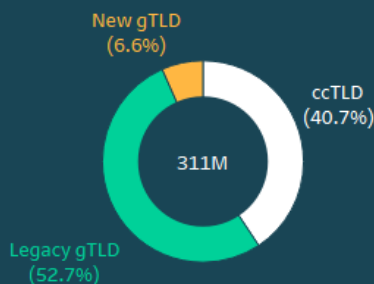
Q3 2017 (Edition 21)



Global Market – There are an estimated 311 million domains under management over 1,500+ top-level domains globally*. Over the past 2 years, quarterly growth rates have been decreasing since peaks in early 2016. The slowdown is the result of deletes after a period of increased investment from Chinese registrants. Other explanations to the slowdown are specific TLDs, such as .xyz and .top, which have contracted significantly. Without these outliers, global TLD growth would be at 1.0% for Q3 2017 and 2.5% YOY.

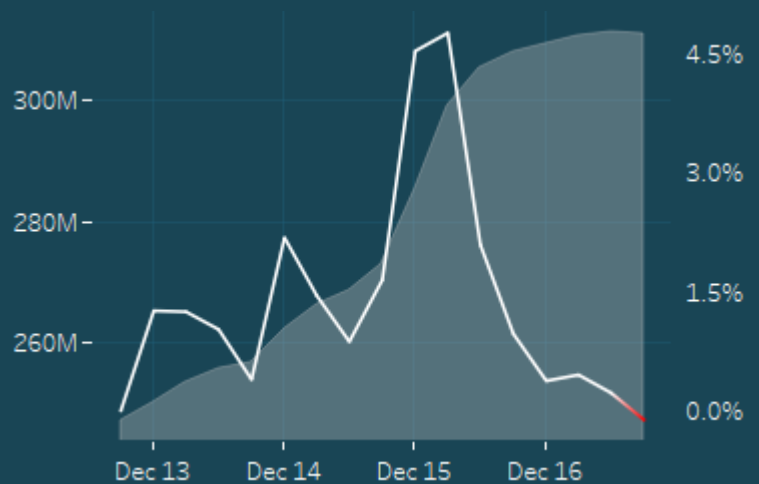
Global Market Share – Reductions in .xyz and .top also has pushed the overall new gTLD market share down from 7.5% to 6.6%. The other groups were not affected, suggesting previous gains in those TLDs may have been speculative.

GLOBAL TLD MARKET SHARE



Over 15 legacy gTLDs, only 5 (.info, .cat, .aero, .com, .jobs) have achieved positive growth over the past 12 months. Other legacy gTLDs have contracted (more on page 3).

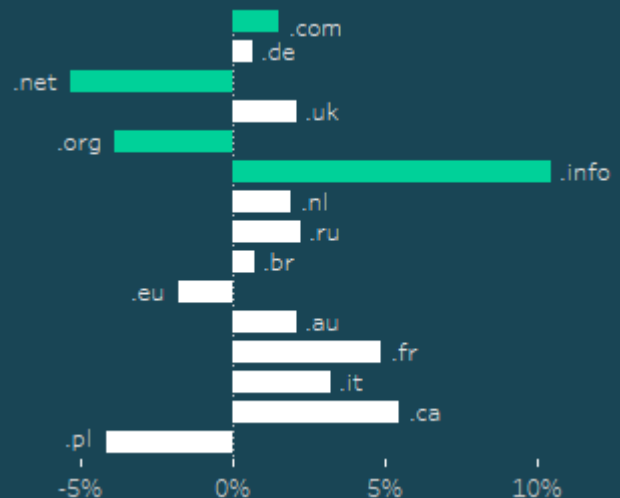
TOTAL DOMAINS/GROWTH All TLDs (global)*



	Domains (m)	Growth YOY
ccTLDs (265)	126.5	2.8%
Legacy gTLDs (17)	164.0	0.2%
New gTLDs (1,221)	20.6	-7.2%
Total	311.1	0.7%

YOY GROWTH Top 15 largest TLDs*

Source: CENTR



* Total domain counts (global) and YOY calculations in this report only include TLDs for which CENTR has reliable data on.

There are around 71 million domains across 56 ccTLDs in the European region. Overall growth over the region was 1.8% with a median rate of 2.9%.

The chart (right) shows median YOY rates of European ccTLDs grouped by zone size. The median peaked between 2015 and 2016 and was in part attributable to increased registration from Chinese registrants during that period. Since then, those domains are being dropped and growth is returning to stable rates.

Over the past year, the median rate among most European ccTLDs has become flat; however, there is a small increasing growth trend among some of the larger ccTLDs (highlighted in the lower right chart). Based on available data in CENTR, the stabilisation of growth might be explained by a general down trend in average deletion rates.

Market share of ccTLDs in European countries ranges from 16% to 79%, with an average of 54%*. These figures include gTLDs as well as other European ccTLDs registered from within the country.

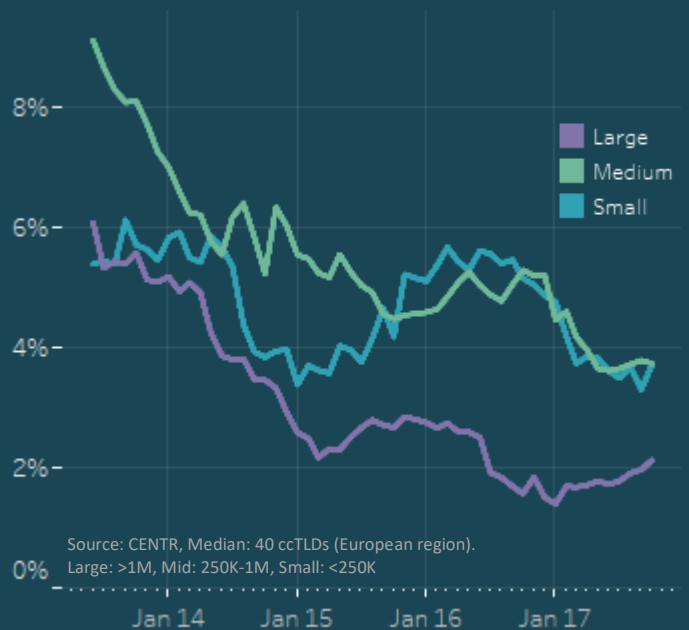
When aggregated across 37 countries in the European region, ccTLD domain registrations make up 58% of the entire market. Legacy gTLDs make up 39% and the new gTLDs make up 2.4%.

European Market

Domains (56 ccTLDs)	70.8M (+1.8%, YOY)
Agg. ccTLD marketshare ¹	58% (+ 0.5% YOY)
Av. Renewal Rate ²	84%

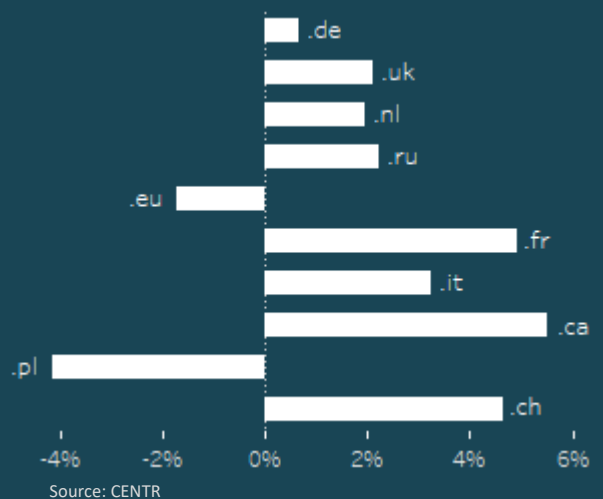
¹ Market share: ccTLD registrations as a proportion of ccTLDs + gTLDs in Europe
² Renewal rate: (renews / (renews + deletes)). Av based on latest data from 16 ccTLDs

YOY MEDIAN GROWTH TREND
(European ccTLDs grouped by zone size)



YOY GROWTH

Top 15 largest ccTLDs (Europe/CENTR)



*Market share figures based on registrant location (WHOIS) over 38 countries; source: CENTR, gTLD location data source: Zooknic.

Excluding the brand TLDs, there are around 671 gTLDs available globally with combined registrations of 185 million. New gTLDs make up around 11% of all gTLDs.

The top 5 fastest growth in percentage terms are listed below. It's worth noting that 3 of these TLDs have relatively low pricing*. In absolute terms, .com has grown the most, adding over 1.9 million domains over the past 12 months.

HIGH % GROWTH NEW gTLDs

	Domains (thousands)	YOY (thousands)	Lowest Price*
.men	422	+401	0.48
.kiwi	194	+184	19.99
.pyc	109	+99	13.99
.loan	2,152	+1,908	0.48
.stream	120	+109	0.48

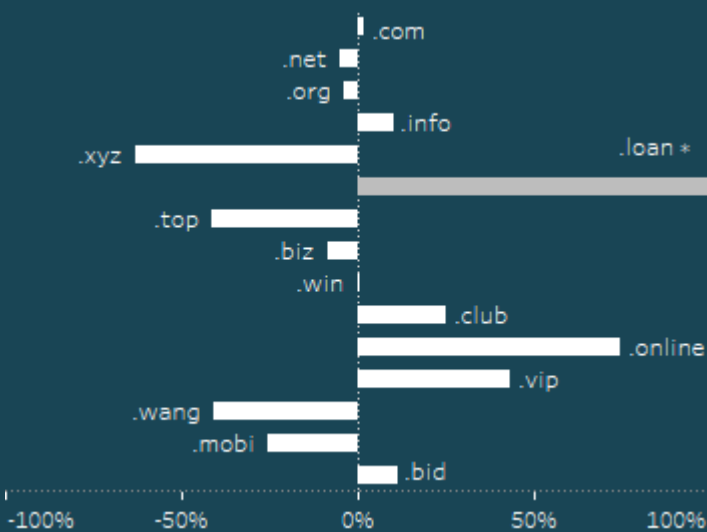
*Prices (USD) based on lowest registrar price.
Pricing data source: [Namestat](#)

gTLDs BY CATEGORY

	Domains (thousands)	YOY
Commerce (132)	4,672	136% ▲
Culture (50)	702	43% ▲
Education (17)	140	-52% ▼
Food & Drink (18)	88	15% ▲
Generic (101)	7,534	-39% ▼
Geo (58)	690	8% ▲
Government (7)	4	27% ▲
Health (18)	60	29% ▲
Industry (52)	257	12% ▲
Legacy (14)	163,927	0.7% ▲
Media (22)	334	6% ▲
Professional (26)	235	28% ▲
Real Estate (22)	207	11% ▲
Sport (21)	153	-26% ▼
Technology (113)	5,219	2% ▲

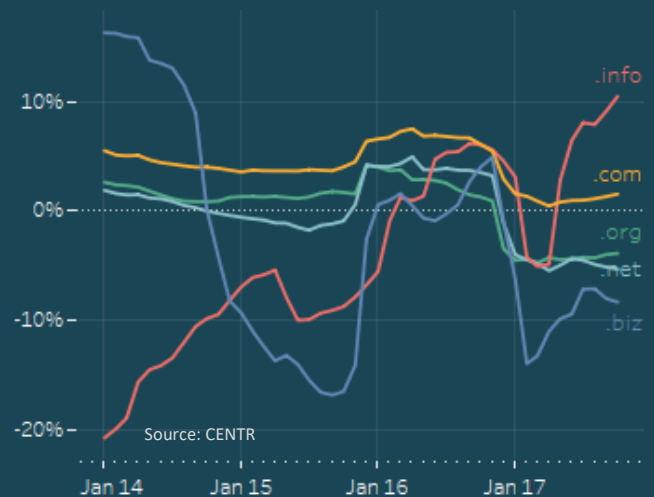
Brand TLDs excluded

YOY GROWTH Top 15 largest gTLDs



*.loan not to scale. YOY growth >700%

LEGACY gTLDs: YOY GROWTH TREND (top 5 by volume)



Source: CENTR

SOURCES AND METHODOLOGIES

Sources: Data in this report is sourced from the following raw data sources: CENTR, APTLD, LACTLD, ICANN (CZDS), ZookNic, nldstats.com and direct zone downloads with TLD operators. gTLD domain counts are calculated from counting domains within available zone files. Parking statistics on new gTLDs are sourced from nldstats.com. The percentages expressed (parked domains as a proportion of total domains) are based on the total domain counts nldstats.com provides, which differs slightly from CENTR-sourced data on gTLDs.

Growth calculations: Growth calculations when aggregated to the TLD type (e.g. ccTLDs) only include TLDs for which CENTR has reliable data on.

CENTR would like to thank the Regional Organisations (LACTLD, APTLD and AfTLD) for their continued support in the development of statistical reporting for the global ccTLD community. ccTLD data sourced by CENTR comes via direct automated communication with CENTR ccTLD members, CENTR surveys and other ongoing data collection.

When the term “European ccTLDs” is used within this report, it generally refers to a combination of the following: .am, .at, .be, .bg, .by, .ca, .ch, .cy, .cz, .cpб, .de, .dk, .ee, .es, .eu, .fi, .fo, .fr, .gg, .gi, .gr, .hr, .hu, .ie, .im, .is, .it, .je, .li, .lt, .lu, .lv, .me, .mt, .nl, .no, .pl, .pt, .PΦ, .ro, .rs, .ru, .se, .si, .sk, .tr, .ua, .uk, .va. The aggregated values of this group are estimated to represent at least 95% of domain registrations from ccTLDs based in Europe.

TERMS AND METHODOLOGY

ccTLD – a Country Code Top-Level Domain (ccTLD) is a two-character top-level domain used and reserved for a country or independent territory. Examples include .uk for the United Kingdom or .de for Germany.

gTLD – a Generic Top-Level Domain (gTLD) is a three-character or more top-level domain. Legacy gTLDs are defined as all gTLDs not part of the 2012 new gTLD application round. These TLDs include: .aero, .asia, .biz, .cat, .com, .coop, .info, .jobs, .mobi, .name, .net, .org, .pro, .tel, .travel and .xxx.

IDN – An Internationalised Domain Name is a domain that contains at least one label that is displayed in software applications, in whole or in part, in a language-specific script or alphabet, such as Arabic, Chinese, Cyrillic, Tamil, Hebrew or the Latin alphabet-based characters with diacritics or ligatures, such as French (source: Wikipedia). A ccTLD IDN is an IDN at the top level – e.g., the ccTLD IDN for the Russian Federation is .PΦ, which is the Cyrillic script version of .ru.

Registrant – The individual or organisation that registers a specific domain name. A registrant holds the right to use that domain name for a specified period of time.

Registry – An internet domain name registry receives domain name information into a centralised database and transmits the information in internet zone files so that domain names can be found by users around the world via the web and email.

Market Share – TLD market share in European countries is calculated by using the locally registered domains under each TLD group (ccTLD, new gTLD, legacy gTLD) in over 30 European countries measured as a percentage of their sum (source: CENTR and ZookNic). Market share averages are calculated quarterly.

ABOUT CENTR

CENTR is the association of European country code top-level domain (ccTLD) registries, such as .de for Germany or .si for Slovenia. CENTR currently counts 54 full and 9 associate members – together, they are responsible for over 80% of all registered domain names worldwide. The objectives of CENTR are to promote and participate in the development of high standards and best practices among ccTLD registries.

For any questions on this report, please contact patrick@centr.org